

INSTITUTE OF
PUBLIC ADMINISTRATION
AUSTRALIA



SA.IPAA.ORG.AU

08 8212 7555

Level 6, 12 Pirie Street,
ADELAIDE SA 5000



ANNUAL REPORT

2024/25





We acknowledge Aboriginal and Torres Strait Islander peoples as the Traditional Owners of this country throughout Australia and their connection to land and community. We pay our respects to them and their cultures and to Elders, both past and present.

gadlu tampinhi Yaitya Miyurnarlu Yaitya Yarta Mathanyarna yainty yartaku
Australia-arra, parnaku yarta kuma pirku tarraitpayinhi.
Ngadlu tampinhi parnaku tapa purruna, parnkaku purkarna
pukinangku kuma yalaka



IPAA SA wishes to acknowledge the Divisional Council Members, Facilitators, Speakers, Personal Members, South Australian Senior Leadership Committee and organisations who generously contributed to our success over the past year. We also wish to thank the many suppliers whose ongoing support has helped us deliver our wide range of services to our valued clients.



If you are interested in working with IPAA SA as a supplier or sponsor, please contact us.

Contents


1

About Us	6
President's Report	8
Executive Director's Report	10
Governance	12
Meet the Team	14
Year at a Glance	16



2

Personal Membership	18
State Government Membership	19
Corporate Membership	20



3

Professional Development Program	22
In-Agency Program	28
Events Program	30



4

Strategic Communications	40
--------------------------	----



5

Treasurer's Report	45
Financial Statements	46



Reporting period

The 2024/25 Annual Report has been produced to provide members with an outline of our performance and activities during this period. This report covers the period from 1 July 2024 - 30 June 2025.

About Us

Empowering South Australia's Public Sector

Who is IPAA SA?

Since 1927, the Institute of Public Administration Australia (South Australian Division) has stood as the professional association dedicated to public sector employees across Federal, State, and Local Government in South Australia.

As a non-political, not-for-profit association, IPAA SA offers an independent and unbiased platform for intellectual capital, insights, and informed discussion on key areas of government policy, innovation, and reform.

Our mission is simple yet powerful: to elevate the reputation, integrity, and capability of South Australia's public sector and to lead the way in shaping a high-quality, professional public service.

The public sector plays an indispensable role in the lives of all Australians, and through our mission, we support this impact by delivering innovative, forward-thinking programs that empower public sector employees to grow, connect, and excel in their roles.

With a rich history and the trust of our dedicated members, IPAA SA continues to serve as an essential, independent voice for the public sector. This independence empowers us to deliver clear, balanced knowledge and insights from across the jurisdictions, benefiting both our members and the communities they serve.



Leading Together

We lead by example, helping to shape the public sector we need.



Looking Forward

We provide new ideas and positive perspectives.



Legacy of Distinction

We are building on a tradition of rigour and reliability.



Big Picture Thinking

We have a strategic approach across systems and networks.



Positive Relationships

Respect and generosity are at the heart of everything we do.



Exceptional Contributors

We are a principal community of effective and passionate people.

Erma Ranieri | President's Report

Empowering South Australia's Public Sector

Reflecting on the past year, I am once again reminded of the strength, dedication and ingenuity that define IPAA SA. This has been a period of meaningful progress, where we have deepened our impact, broadened our reach and strengthened our role as a trusted partner to the South Australian public sector.



Our commitment to delivering high quality professional development remains at the centre of everything we do. This year, the expansion of our training capacity has created new opportunities for members to learn, connect and grow in environments designed with their needs in mind. These improvements speak to our focus on accessibility, innovation and excellence in public sector capability building.

Our events program has been a major source of energy, insight and connection for the sector. We brought thousands of public servants together for conversations that matter, including the Annual Economic Outlook Luncheon in July, where Treasurer Stephen Mullighan joined myself and interviewer Susan Stone to discuss the State Budget and its implications for South Australia. Later in the year, the Address to the Public Sector with the Deputy Premier attracted nearly six hundred participants who engaged with the government's strategic priorities and future direction.

We also hosted the Don Dunstan Oration, delivered by former Premier Jay Weatherill, which encouraged thoughtful reflection on early childhood development and long-term social outcomes.

We also hosted the Don Dunstan Oration, delivered by former Premier Jay Weatherill, which encouraged thoughtful reflection on early childhood development and long-term social outcomes.

I would like to recognise the exceptional leadership and guidance of the Divisional Council. Their strategic insight and active contribution, whether as advisors, speakers or facilitators, has been central to our success. Their ongoing commitment ensures that IPAA SA remains aligned with member priorities and ready to respond to the changing needs of the sector.

I also extend my sincere thanks to the IPAA SA team. Their passion for public purpose and their dedication to delivering outstanding programs can be seen in every achievement across the year. My gratitude also goes to our speakers, facilitators, partner organisations and government departments for their collaboration and support, which allow us to create meaningful learning experiences for our community.

As we look ahead, I feel confident and optimistic about the opportunities before us. With strong foundations, a skilled and committed team, an engaged Council and a supportive member community, IPAA SA is well placed to continue strengthening the South Australian public sector through connection, capability and leadership.

Erma Ranieri PSM FIPAA
IPAA SA President

Renae Haese's | Executive Director's Report

Delivering Impact and Connection

This year has been one of significant progress, renewed connection, and steady growth for IPAA SA. As Executive Director, I have had the privilege of watching our team deliver programs, events, and initiatives that continue to strengthen the capability and confidence of the South Australian public sector. Our focus remains simple and unwavering, to support our members with high-quality learning, meaningful engagement opportunities, and trusted thought leadership.



Our events program brought people together around the topics that matter most to government. From the Deputy Premier's Address and the Don Dunstan Oration to sector-wide forums, co-design conversations, and high-profile budget events, we reached thousands of public sector professionals across the year. Participation ranged from targeted workshops to large forums exceeding 600 attendees, each designed to provide insight, clarity, and connection. These events reaffirm our role as a convener of important conversations across the sector.

Our professional development program continued to deliver strong impact, with 3,483 delegates attending 63 unique courses delivered 272 times. Satisfaction remained consistently high, reflecting the quality of our facilitators, the relevance of our content, and the practical value our members gain from each session. This year also marked a milestone with the redevelopment of our office into a space that now includes two purpose-built training rooms. This investment strengthens our long-term sustainability by reducing venue hire, improving delivery consistency, and enabling us to expand our offerings with greater flexibility.

Our communications and engagement work continued to grow our visibility and reach across the public sector. Our website welcomed over 92,000 users, a 15% increase on last year, demonstrating the ongoing reliance members place on IPAA SA as their primary source of updates, opportunities, and insights. Engagement on LinkedIn and across our email platforms remained strong, allowing us to keep members well-informed and connected to our programs. This shift towards more active, intentional engagement reflects the sector's appetite for accessible information and ongoing learning.

Across every part of the organisation, our priority has been delivering value, strengthening capability, and ensuring members feel supported. The achievements of this year are a testament to the dedication, skill, and passion of the IPAA SA team. Their commitment to quality is evident in every course delivered, every event coordinated, and every communication sent to our members.

I also want to recognise our facilitators, speakers, and partner agencies for their continued collaboration. Their willingness to share expertise and contribute to capability development across government is vital to our success.

Looking forward, we are well positioned for continued growth and innovation. We will focus on expanding our professional development offerings, supporting emerging capability needs, and deepening our engagement with members across all levels of government. With new facilities, strong relationships, and a highly committed team, IPAA SA is ready to meet the future with confidence.

I want to express my deepest thanks to our staff and Council. Our team has shown remarkable dedication, resilience, and pride in their work this year. Every course delivered, every event coordinated, and every member supported is the result of their skill, care, and unwavering commitment to excellence. It is a privilege to work alongside people who believe so strongly in serving the public sector and supporting each other.

To our Council, thank you for your guidance, leadership, and generosity of time. Your strategic insight and steady support ensure that IPAA SA continues to evolve with purpose and clarity. I am grateful for the trust you place in our team and for the genuine partnership you bring to this organisation.

Thank you to our partners and members for your ongoing support. It is a privilege to lead this organisation, and I look forward to building on this year's progress together.

Renae Haese
Executive Director

Governance AS AT 30 JUNE 2025

The SA Division of the Institute is managed by a Divisional Council, consisting of up to seven elected and two nominated members. There is also an Executive Governance Committee who monitors IPAA SA's financial performance and legal obligations. The Executive of the Divisional Council is made up of the President, Vice-President, a Treasurer and a Company Secretary. Councillors are elected at the Annual General Meeting for a two-year term and serve until the second Annual General Meeting after their election, where they are eligible to nominate to seek re-election or retire.



Executive Committee
Erma Ranieri PSM FIPAA
President
 Commissioner for Public Sector Employment,
 Office of the Commissioner for Public Sector Employment



Executive Committee
David Reynolds PSM FIPAA
Vice President
 Chief Executive,
 Department for Trade and Investment



Executive Committee
Billie-Jo Barbara
Company Secretary,
 Chief Human Resources Officer,
 Department for Child Protection



Executive Committee
Katherine Winton
IPAA SA Treasurer,
 Workforce Strategist,
 Department for Health and Wellbeing



Brenton Caffin
Councillor
 Executive Director,
 Strategy and Policy,
 Department of the Premier and Cabinet



Danielle Elston
Councillor
 Managing Director
 Good Government Advisory



Jackie Bray
Councillor
 Chief Executive,
 Department for Child Protection



Natasha Lazic
Councillor
 Manager Business Services,
 Department for Infrastructure and Transport



Renae Haese
Ex-officio
Councillor
 Executive Director,
 Institute of Public Administration SA



Rick Persse AM FIPAA
Councillor
 Chief Executive,
 Department of the Premier and Cabinet

Meet the Team



Renae Haese
Executive Director



Nicky Tran
Leadership Development Manager



Vicky Hurcum
Program Delivery Assistant



Layla Rohrlach
Program Accounts Officer



Laura Birse
Events Coordinator



Danuelle Scott
Projects Manager



Athena Wallbank
General Manager, Events, Marketing and Communications



Lia Murphy
Professional Development Officer



Eufemia Alvaro
Finance Manager



Maia Tropa
Marketing and Digital Communications Coordinator



Chantelle Bourlioufas
Operations Director

Year at a glance



3,483

delegates attended.
63 unique professional development courses delivered on **272** occasions.



2,230

attendees at **17** in-person events and **278** views of **3** live-streamed or digital events from **168** organisations.



66

in-agency courses delivered.
30 courses designed to **1,147** delegates for **26** agencies/organisations.



100

K public administration professionals represented by 37 State Government, and Corporate Members.



92K

website visitors, **238k** page views and **168k** user interactions
1,751 video views.



91

personal members, with the most popular category of membership being Emerging Leaders and YIPAA.



Membership AS AT 30 JUNE 2025

Personal Membership

Our Personal Members are the backbone of IPAA SA, embodying a commitment to excellence in public administration across South Australia

They hail from diverse roles—ranging from customer service officers to senior executives—and represent a wide array of organisations, including government departments and public service entities. This diversity enriches our community, fostering a vibrant exchange of ideas and experiences.

IPAA SA finished the 2024/2025 year with 91 personal financial members, down from 140 the previous year. As personal memberships are largely self-funded, this decline reflects the broader economic pressures

facing individuals and a shift toward more flexible, event-based engagement. Engagement remains consistent among core groups such as Emerging Leaders and YIPAA members, reinforcing the continued importance of accessible professional development pathways and sector connection.

State Government Membership

As of 30 June 2025, IPAA SA proudly continues to support over 100,000 South Australian State Government employees through our partnership with the Senior Leadership Committee (SLC).

This collaboration provides complimentary access to key events, preferential rates for professional development courses, and exclusive networking opportunities, reaffirming our commitment to excellence in public administration.

We extend our gratitude to our State Government Members, whose ongoing support drives innovation and collaboration within the public sector:

- Attorney-General's Department
- Auditor-General's Department
- Courts Administration Authority
- Defence SA
- Department for Child Protection

- Department for Correctional Services
- Department for Education
- Department for Energy and Mining
- Department for Environment and Water
- Department for Health and Wellbeing
- Department for Housing and Urban Development
- Department of Human Services
- Department for Infrastructure and Transport
- Department of Primary Industries and Regions South Australia
- Department of the Premier and Cabinet
- Department of State Development
- Department of Treasury and Finance
- Environment Protection Authority
- Parliament SA
- South Australia Police
- South Australian Fire and Emergency Services Commission
- South Australian Country Fire Service



Membership

CONTINUED

Corporate Members

Our Corporate Membership represents organisations and not-for-profit groups with close ties and connections to the public sector.

We offer our Corporate Members opportunities to access key people, programs and events, fostering cross-sector collaboration.

Importantly, these memberships allow staff in agencies outside the SLC agreement to benefit from the IPAA SA program. We acknowledge and thank the following Corporate Members for their ongoing support:

- BDO
- City of Norwood Payneham & St Peters
- Department of Employment and Workplace Relations
- Department of Social Services
- KPMG
- National Centre for Vocational Education Research
- Pacific People Solutions
- Renewal SA
- ReturnToWorkSA
- SA Water
- South Australian Tourism Commission
- Super SA
- TAFE SA
- Teachers Registration Board
- Wirltu Yarlur Aboriginal Education



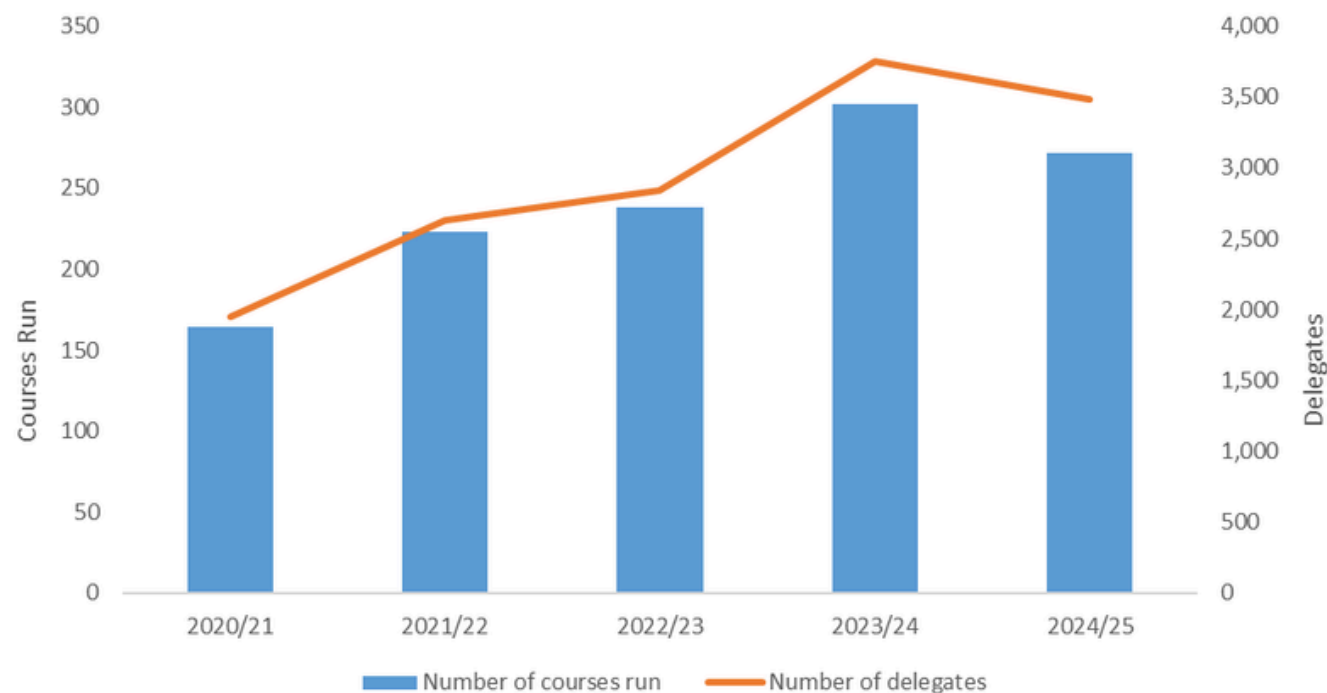
Professional Development

Maintained Success and Exceptional Feedback

The 2024/25 Professional Development (PD) Program shows significant long-term growth in IPAA SA’s professional development offerings.

The program expanded rapidly post-2020, reaching record participation in 2023/24. While 2024/25 saw a minor decline, participation remains robust and considerably higher than five years prior—demonstrating ongoing demand and successful engagement in the program.

Five Years of Growth in IPAA SA’s Professional Development Program

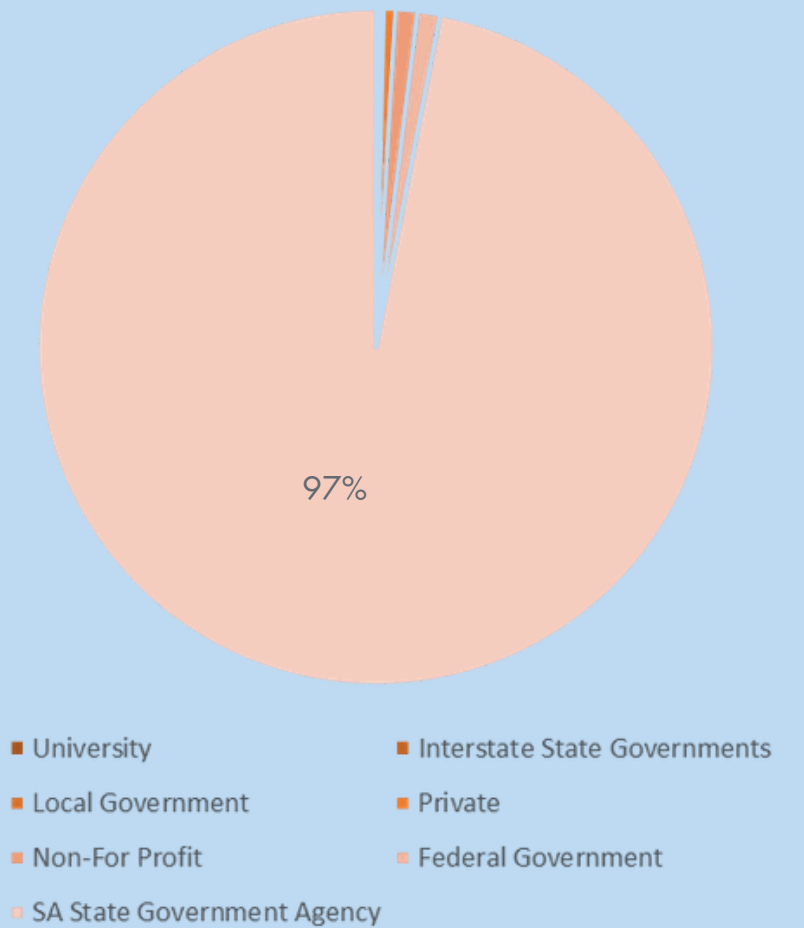


This pie chart shows Professional Development (PD) attendance by industry type, highlighting the overwhelming participation from South Australian State Government Agencies.

Attendance from other sectors including Federal Government (1.1%), Non-For-Profit (1%), Private (0.5%), Local Government (0.1%), Universities (0.1%), and Interstate State Governments (0.1%) is minimal in comparison to the SA State Government Agency (97%).

Overall, the data clearly shows that IPAA SA’s Professional Development Program is heavily attended by the South Australian public sector, reinforcing the organisation’s central role in supporting capability development within the state government workforce. Engagement from other sectors exists but remains very limited, suggesting a focused and loyal government-based membership.

Professional Development Attendance by Industry Type



Professional Development

CONTINUED

During the period, IPAA SA underwent a redevelopment that includes adding two brand-new training rooms, eliminating the need to hire external venues and reducing staff travel. This investment is transformative—not only will it allow us to deliver more courses with greater efficiency, it will strengthen our financial sustainability by lowering operating costs. It reflects the trust and confidence in the program, built on years of outstanding results, and positions IPAA SA for continued growth and innovation.

March, May and June were the busiest months for course delivery, reflecting demand peaks aligned with organisational planning cycles. Looking ahead, the Professional Development Program will continue to evolve to meet the needs of our members. Plans include expanding our course offerings to cover emerging areas such as digital transformation and workplace mental health, increasing the accessibility of courses through hybrid delivery models, and investing in training to maintain our high content delivery standards.

The 2024/25 program has exceeded expectations and reinforced its role as a cornerstone of professional development for the public sector. The new office fitout, driven by the program's success, marks a pivotal moment in IPAA SA's history. It reflects the strength of the program's past achievements and positions us to set new benchmarks of excellence in the years ahead.

New Courses for 2024/25

- Coaching Masterclass: Navigating Teams and Conversations
- Effective Governance and Decision-Making for Board and Committee Members
- HR Essentials for Leaders
- Interpersonal Communications for Government
- Navigating AI in Government Communications
- Introduction to Effective Government Communication
- Developing Your Editing Skills



Feedback

The 2024/25 Professional Development Program Feedback Report showcases the success of IPAA SA's commitment to delivering high-quality learning experiences for South Australia's public sector professionals.

Participants rated IPAA SA's Professional Development Program exceptionally highly across all areas.

They found the courses well-matched to their level of knowledge, giving an average score of 8.63 out of 10, and rated the value of the courses even higher at 9.06, showing they viewed the learning as meaningful and worthwhile.

The presenters received the strongest feedback, scoring an impressive 9.36, reflecting their expertise, delivery, and engagement with participants.

Learners also felt confident about applying their new skills in the workplace, giving an 8.70 for practical application.

Finally, with an 8.95 average for recommending the courses to colleagues, it is clear that participants are not only satisfied but also enthusiastic advocates for IPAA SA's professional development offerings.

The feedback indicates exceptionally strong satisfaction across all areas, with particularly high praise for presenters and course value. Scores above 8.5 across every category demonstrate consistent quality and impact. The results reflect that participants not only enjoyed the training but also found it practical and relevant to their professional needs which reinforces IPAA SA's reputation for delivering high-quality learning experiences.

Thank you to our facilitators who have continued to support the Professional Development Program.

In their words

"The facilitator was engaging and informative! One of the best presenters I've had the pleasure of doing a course with"

"A fantastic presenter. He was warm and accommodating and absolutely knew his subject matter. He was able to use examples and gave all parties the opportunity to contribute"

"I was able to draw connections between what was being taught and what my job entails. I have a much clearer understanding of what my job is as a result of this course"



In-Agency Workshops

Continued growth of in-agency training

IPAA SA's In-Agency program is a tailored training solution designed to meet the unique needs of South Australian public sector organisations.

By partnering with leading facilitators, it delivers high-quality, customised workshops on a wide range of topics, including leadership, communication, technical skills, and government-specific training.

Attendance in in-agency training has fluctuated across the five-year period but remains strong overall. In 2020/21, attendance started modestly at 445 delegates, followed by a dramatic increase to 1,443 delegates in 2021/22, marking the program's most significant year of growth. Attendance then dipped slightly to 1,227 in 2022/23 and again to 912 in 2023/24, reflecting a temporary slowdown. However, participation rebounded in 2024/25, climbing back up to 1,147 delegates, indicating renewed demand and engagement. While the peak in 2021/22 stands out as a high point, the overall trend demonstrates strong recovery and sustained interest in IPAA SA's in-agency training offerings,

suggesting continued value and relevance for participating organisations.

The number of workshops delivered has fluctuated, but overall reflects sustained demand and program resilience. In 2020/21, 37 workshops were held, followed by a substantial increase to 90 workshops in 2021/22 — the program's busiest year. Numbers then declined to 70 in 2022/23 and further to 55 in 2023/24, likely reflecting changing organisational priorities or capacity shifts. Encouragingly, 2024/25 saw a recovery to 66 workshops, signalling renewed engagement with in-agency delivery.

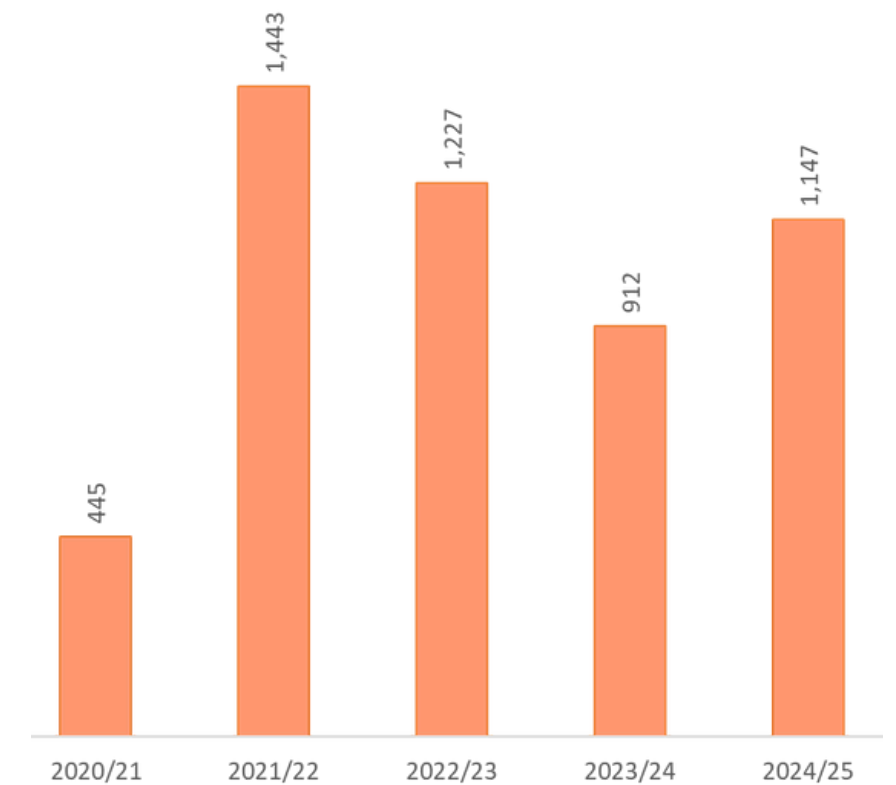
Despite some natural variation, IPAA SA's in-agency training program has demonstrated strong long-term performance, maintaining well above pre-2021 levels. The recent rebound suggests a healthy recovery and continued relevance of customised, in-agency professional development options for government employees. These outcomes lay a strong foundation for future growth and innovation, ensuring the program continues to meet the evolving needs of the public sector.



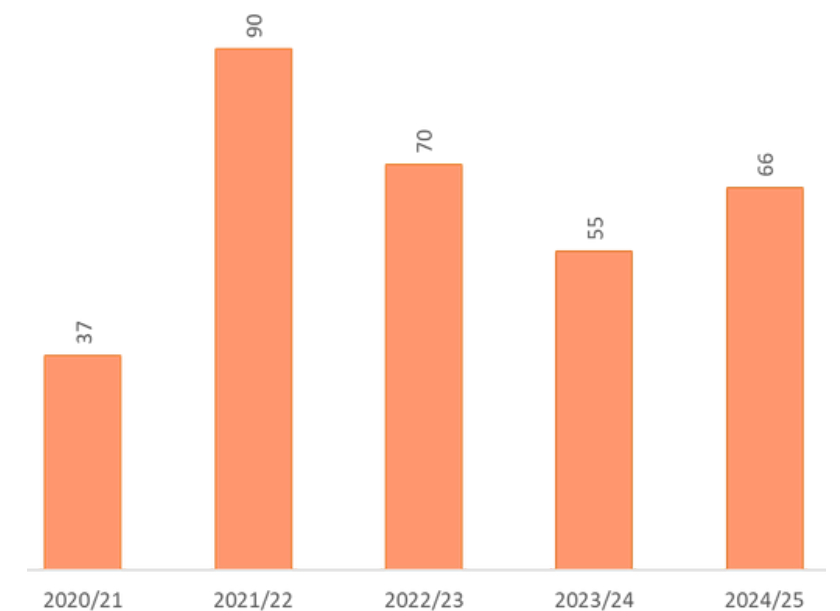
Some of the programs delivered in-agency include:

- In Brief: Writing Briefs for Decision Makers (online)
- Managing Your Project: An Introduction to Project Management
- Introduction to Supervision and Management
- Effective Writing for Government
- Presenting in a Virtual World
- Professional Communication
- Writing Briefings and Minutes
- Write Clearly and Concisely
- Applying and Interviewing for Public Sector
- Critical Thinking & Problem Solving
- Managing Workloads
- Mechanics of Government
- Personal Resilience
- Policy Development and Policy Writing
- Polish Your Punctuation and Grammar
- Confidence Fitness
- Strategies to Manage Your Time and Workload
- Managing Public Sector Budgets
- Introduction to Risk Management

Number of delegates attending in-agency training courses



Number of in-agency workshops delivered



Events report

Event Program Highlights

Throughout the 2024/25 program, IPAA SA hosted 17 events, attracting participation from thousands of professionals across all levels of government. From thought-provoking forums to practical workshops, the program demonstrated the growing demand for collaboration, innovation, and wellbeing in the public sector.

- 126 SA State Government Agencies and Departments
- 10 Not-for-Profit Organisations and Associations
- 24 Private Sector Organisations
- 2 Local Government Councils
- 3 Federal Agencies
- 3 Education Organisations

Across 2024/25, IPAA SA engaged participants from more than 160 organisations spanning state and local government, education, the private sector, and community-based organisations. This diverse mix highlights IPAA SA's continuing role as a key connector across the South Australian public sector and beyond.

The South Australian State Government continued to represent the majority of attendance, accounting for around three-quarters of total registrations. This strong engagement underscores the relevance of IPAA SA's events to the sector's priorities and professional development needs, as well as the value members place on shared learning and collaboration.

Participation from education institutions and interstate agencies showed steady growth compared to the previous year, signalling an expanding reach and interest in IPAA SA's thought leadership and capability-building programs.



This widening audience reflects the association's growing reputation as a platform for innovation, policy dialogue, and sector-wide collaboration.

IPAA SA delivered another strong year of events that informed, connected and inspired professionals across the public sector. The year opened with the Annual Economic Outlook Luncheon, where Treasurer Stephen Mullighan MP, Dr Susan Stone and Erma Ranieri PSM FIPAA led a lively discussion on the State Budget and its impact on South Australia.

Workshops remained central, with the Research Policy Partnerships Masterclass fostering collaboration between researchers and policymakers. Additionally, wellbeing programs such as Mental Health First Aid and Accidental Counsellor equipped participants with practical skills to support colleagues.

Major forums continued to drive engagement across government. The Deputy Premier's Address drew nearly 600 registrations, while the People Matter Employee Survey Forum brought HR leaders together to identify actions for stronger workplace cultures.

The year concluded with standout events celebrating excellence and innovation, including the Don Dunstan Oration with the Hon. Jay Weatherill AO, the Premier's Excellence Awards, and the Co-Design Forum, which attracted over 600 participants. Together, these events reflected IPAA SA's ongoing commitment to collaboration, capability and leadership across the South Australian public sector.

Events report

Throughout the 2024/25 period, IPAA SA continued to deliver a diverse calendar of events and workshops that genuinely connected with the public sector community. Attendees consistently described their experiences as engaging, well-organised and professionally delivered. Across all formats, from forums to major events and hands-on workshops, people highlighted how much they valued the opportunities to learn, reflect and build capability.


A clear theme emerged across the year: participants felt welcomed, supported and genuinely enriched by the sessions IPAA SA delivered. Whether they were attending a high-profile forum, a themed event or a deep-dive workshop, the overall sentiment remained strong and positive.

When looking at the year as a whole, the picture is clear, IPAA SA delivered a purposeful and engaging program that people genuinely valued. Events offered strong insights and connection, while workshops provided deeper learning and confidence-building.


Attendees consistently recognised the professionalism of the team, the quality of speakers and facilitators, and the smooth experience from registration to close. The 2024/25 program reflects an organisation dedicated to supporting and inspiring the public sector, and the feedback shows that this commitment is felt.

The feedback snapshot

- **Future Engagement:** Attendees demonstrated strong enthusiasm for returning to future IPAA SA offerings. Many expressed appreciation for the relevance and freshness of topics, as well as the practical value each event contributed to their day-to-day work.
- **Registration and Customer Service:** From the moment people signed up, the process was described as smooth, friendly and well-managed. Participants regularly noted how easy it was to register, check in and get settled, a testament to the consistency and care shown by the events team.
- **Event Management:** Across all formats, the planning and delivery of sessions stood out. Attendees commented on how professionally each event ran, the reliability of logistics, and the ease with which sessions flowed.
- **Overall Quality:** The overall impression of the program was strongly positive. Participants consistently described the content as relevant, thoughtfully curated and aligned with the needs of a modern public sector workforce. For many, the events offered a refreshing opportunity to step back and reflect.
 - **Usefulness & Practical Value:** A recurring highlight in the feedback was the usefulness of the content. People reported leaving sessions with new insights, clearer perspectives and ideas they could apply immediately. Workshops in particular were praised for helping deepen understanding and strengthen capability.
 - **Speakers and Presentations:** Speakers and facilitators were frequently described as engaging, informed and relatable. Whether presenting on complex topics or sharing lived experience, they brought clarity and authenticity that resonated strongly with attendees. The presentations themselves were consistently acknowledged as polished and easy to follow.
 - **Recommendations:** Across the year, attendees shared that they would happily recommend IPAA SA sessions to colleagues. They valued the combination of professional delivery, warm atmosphere, relevant insights and opportunities to connect with others across the sector.



46
speakers



Event highlights

2024 Annual Economic Outlook Luncheon

Date: 5 July 2024

Total Registered: 165

IPAA SA welcomed public sector professionals to the 2024 Economic Outlook Luncheon for an engaging discussion on the State Budget and its impact on South Australia.

Commissioner for Public Sector Employment Erma Ranieri opened the event, with interviewer Dr Susan Stone and guest speaker The Hon Stephen Mullighan MP, Treasurer of South Australia, leading a lively and insightful conversation on the priorities and pressures shaping the 2024–25 Budget.

Speakers included:

- **Hon. Stephen Mullighan MP**

Treasurer of South Australia

- **Dr Susan Stone**

Credit Union SA Chair of Economics UniSA, Business UniSA

- **Erma Ranieri PSM FIPAA**

IPAA SA President
Commissioner for Public Sector Employment

Masterclass - Research Policy Partnerships 2024

Date: 12, 13 + 30 August 2024

Total Registered: 29

This interactive event was designed to aid in the development of skills and expertise in collaboration for research-to-policy translation. Participants explored opportunities for working across research-policy boundaries and building stronger networks.

Speakers included:

- **Carmel Williams**

Director, Centre for Health in All Policies Research Translation

- **Fran Baum**

Director, Health Equity, Stretton Institute, University of Adelaide

- **Adam Graycar**

Director and Professor of Public Policy, Stretton Institute, The University of Adelaide

- **Dr Tahna Pettman**

Public Health Academic consultant; and Senior Research Fellow, College of Business Government and Law, and College of Nursing and Health Sciences, Flinders University.

- **James Smith**

Deputy Dean Rural and Remote Health – NT, Matthew Flinders Professor (Health and Social Equity), College of Medicine & Public Health, Flinders University

Accidental Counsellor for Public Sector

Date: 13 & 20 August 2024

Total Registered: 9

This workshop is designed to teach the skills needed to respond appropriately to someone experiencing a mental health crisis.

Speaker:

- **Liana Busoli**

Psychotherapist
BigLife

Mental Health First Aid Training (In Person)

Date: 17 & 24 September 2024 + 24 & 28 Nov 2024 + 5 & 11 March + 6 & 13 May 2025

Total Registered: 77

Using a practical, evidence-based Action Plan, this course draws on guidelines shaped by expert and lived experiences. Topics include depression, anxiety, psychosis, and substance use issues

Facilitators:

- **John Mannion**

Chief Executive Officer
Breakthrough Mental Health Research Foundation

- **Sharn Elder**

Community Education and Training Manager
Breakthrough Mental Health Research Foundation

Mental Health First Aid Training (Blended Online and Face-to-Face)

Date: 23 October 2024 & 25 February 2025

Total Registered: 24

The Blended Online + Self-Paced Mental Health First Aid for Public Sector Course trains participants to provide initial support to colleagues experiencing mental health issues or crises. The course follows an evidence-based Action Plan, developed with input from experts and those with lived experience.

Deputy Premier's Address to the Public Sector

Date: 25 November 2024

Total Registered: 594

Virtual: 130

The Deputy Premier provided an overview of the government's recent achievements and outlined its strategic economic and policy priorities for 2025 and beyond, focusing on their implications for the South Australian public sector and what this meant for the workforce.

Speakers included:

- **Hon. Susan Close MP**

Former Deputy Premier South Australia

- **Erma Ranieri PSM FIPAA**

IPAA SA President
Commissioner for Public Sector Employment

IPAA SA Annual General Meeting

Date: 28 November 2024

Total Registered: 16

Members joined us at the Annual General Meeting (AGM) to reflect on the past year, engage with upcoming initiatives, and connect with fellow members.

The AGM celebrated the achievements made possible by our members' support and offered insights into future opportunities.

Attendees also had the chance to meet key leaders from our Divisional Council and across the sector.

Speakers included:

- **Erma Ranieri PSM FIPAA**

IPAA SA President
Commissioner for Public Sector Employment

- **Katherine Winton**

IPAA SA Treasurer & Workforce Strategist, Specialising in the Medical Practitioner Workforce, Department for Health and Wellbeing

People Matter Employee Survey Action Planning

Date: 2 December 2024

Total Registered: 105

This forum brought together HR, OD, and Workforce Leads from across government to review the People Matter Employee Survey results and identify key sector-wide actions to drive positive change. Following an opening

address, attendees explored the main focus areas, discussed existing OCPSE initiatives, and collaborated in small groups to shape practical actions and share ideas for improving workplace engagement across the sector. Speakers included:

- **Josie Barbaro**

Director, Workforce Integrity, Strategy and Capability, Office of the Commissioner for Public Sector Employment

- **Erma Ranieri PSM FIPAA**

IPAA SA President
Commissioner for Public Sector Employment

Don Dunstan Oration

Date: 9 December 2024

Total Registered: 90

Jay Weatherill, AO, Director of Development at Minderoo Foundation and leader of the Thrive by Five campaign since 2020, delivered this year's Don Dunstan Oration.

Weatherill, who served as Premier of South Australia from 2011 to 2018 and was awarded an Officer of the Order of Australia in 2021 for his distinguished service to South Australia and early childhood education, brought a wealth of knowledge and passion to this pivotal topic. Speakers included:

- **The Hon Jay Weatherill AO**

Director,
Minderoo Foundation

- **Erma Ranieri PSM FIPAA**

IPAA SA President
Commissioner for Public Sector Employment

Event highlights

CONTINUED

Co-Design: Delivering better outcomes for South Australia

Date: 11 April 2025

Registered to attend: 601

The Co-design: Delivering Better Outcomes for South Australia forum brought together public sector professionals to explore how genuine collaboration with Aboriginal and Torres Strait Islander communities can shape better policy, programs, and services. Held at the Adelaide Convention Centre, the event featured keynote speakers, a panel discussion, and an interactive workshop led by Dana Shen, giving participants practical insight into applying co-design across government.

Speakers:

- **Rick Persse**
Chief Executive,
Department of the Premier and Cabinet
- **Catherine Liddle**
Chief Executive Officer,
Secretariat of National
Aboriginal and Islander Child
Care (SNAICC)
- **Pauly Vandenberg**
Entrepreneur and Co-founder,
Tjindu Foundation
- **Leeroy Bilney**
Presiding Member,
State First Nations Voice
- **Sandy Pitcher**
Chief Executive,
Department of Human Services

- **Erma Ranieri PSM FIPAA**

IPAA SA President
Commissioner for Public Sector
Employment

- **Jackie Bray**

Chief Executive,
Department for Child Protection

- **Scharlene Lamont**

Executive Director, Aboriginal
Services,
Department for Correctional
Services

- **Dana Shen**

Aboriginal Cultural Consultant
& Systems Change Facilitator
(SA)

2024 Premiers Excellence Awards

Date: 16 April 2025

Registered to attend: 147

Online Views: 139

The 2024 Premier's Excellence Awards celebrated the remarkable achievements of individuals and teams across the South Australian public sector. As the highest honour for public servants, the event recognised innovation, dedication, and service that positively impacts the lives of South Australians.

With over 140 nominations across 11 awards in six categories, the ceremony highlighted the talent and commitment driving excellence in government.

The event featured addresses from Erma Ranieri, Commissioner for Public Sector Employment, and Rick Persse, Chief Executive of the Department of the Premier and Cabinet, who acknowledged the collective efforts shaping a stronger, more connected public sector.

Speakers:

- **Erma Ranieri PSM FIPAA**
IPAA SA President
Commissioner for Public Sector
Employment
- **Rick Persse**
Chief Executive,
Department of the Premier and
Cabinet

2025 Annual Economic Outlook Luncheon

Date: 25 June 2025

Registered to attend: 251

The 2025 Economic Outlook Luncheon brought together public-sector professionals for a timely and energised discussion on the 2025-26 State Budget and its impact on South Australia.

Hosted by Institute of Public Administration Australia South Australian Division, the session featured Erma Ranieri (Commissioner for Public Sector Employment) and Ali Clarke (MC and interviewer) in conversation with The Hon Stephen Mulligan MP (Treasurer of South Australia). Together they unpacked key priorities, pressures and policy directions shaping the Budget, including investments in healthcare, housing, regional resilience and workforce capability.

Speakers included:

- **Hon. Stephen Mulligan MP**
Treasurer of South Australia
- **Ali Clarke**
Media Personality & MC
- **Erma Ranieri PSM FIPAA**
IPAA SA President, Commissioner
for Public Sector Employment



Strategic Communications

Stronger Connections, Growing Engagement

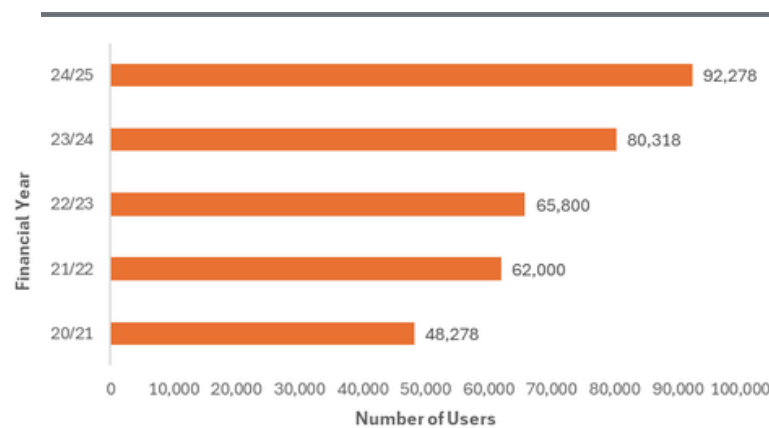
In 2024/25, our communications and engagement activities continued to focus on strengthening our connection with the public sector community.

While event numbers remained steady, the emphasis was on deepening engagement, enhancing visibility, and ensuring that our members continued to receive relevant, timely information to support their vital roles within the state. Digital engagement remained central to how we connect with members, offering accessible updates, insights, and professional development opportunities.

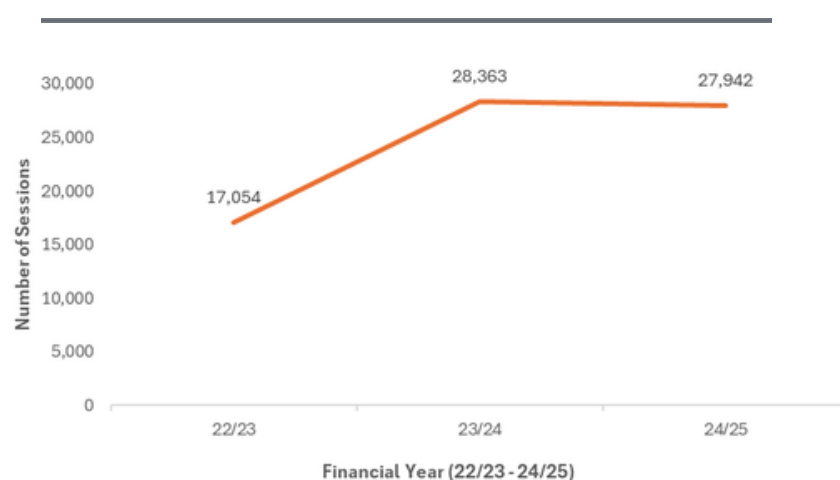
Website

sa.ipaa.org.au continues to serve as the hub for all IPAA SA activity and engagement. Between 1 July 2024 and 30 June 2025, the website attracted over 92,000 users, a 15% increase from the previous year (80,318). This consistent growth demonstrates the ongoing value members place on the site as their go-to resource. Search engine visibility remained strong, with steady monthly impressions and organic traffic reflecting effective ongoing optimisation efforts.

Annual Website User Growth

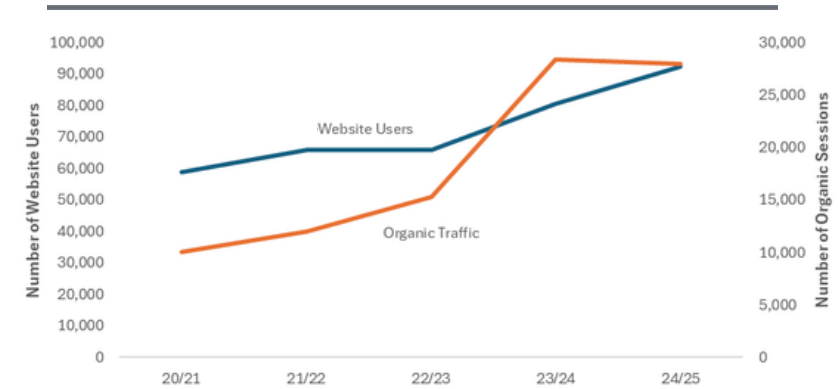


Website Sessions from Organic Search by Financial Year



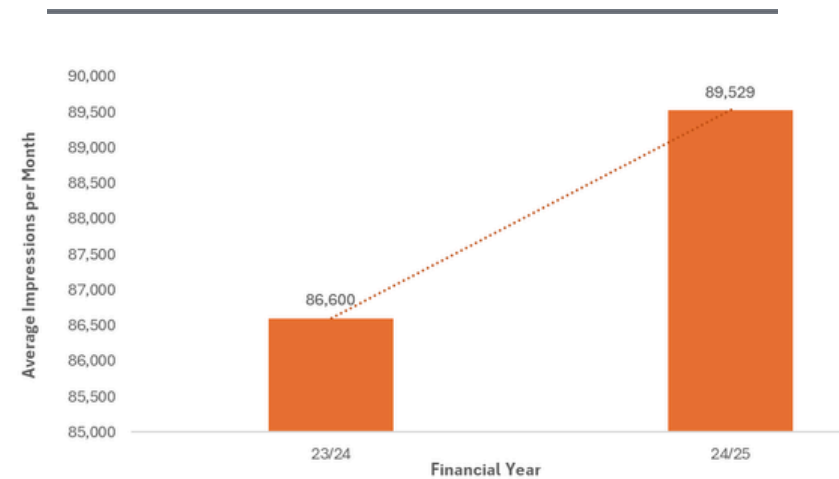
Website (cont.)

Website Users and Organic Traffic Over Time



SEO Performance

Average Monthly Impressions



Strategic Communications

CONTINUED

Social Media

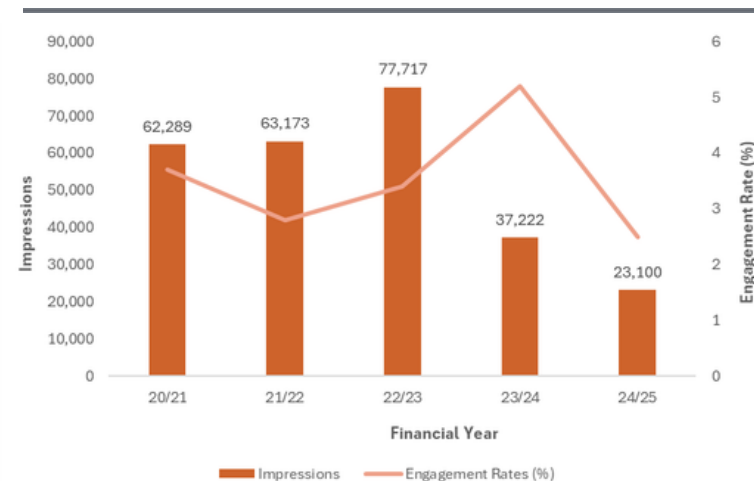
Our social media presence remained a key part of our engagement strategy, with LinkedIn, and Facebook continuing as our main channels.

LinkedIn remained our fastest-growing platform, with the audience expanding to over 1,800 followers, a 25% growth from the previous period.

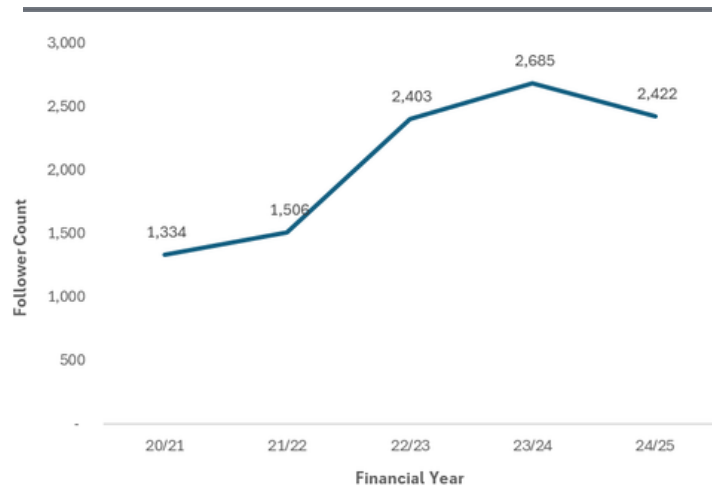
On average, IPAA SA content reached around 5,000 people per month, driving interest from both members and new audiences across the public sector.

Social channels continued to serve as important spaces for sharing updates, promoting training opportunities, and showcasing the achievements of South Australia's public sector.

Social Media Impressions & Engagement Rate



Social Media Followers



Email Engagement

Email communication remained a cornerstone of how we keep our members informed and connected throughout the year.

Each month, IPAA SA distributed a suite of tailored eDMs designed to keep our audience engaged with relevant updates and opportunities. These included: IPAA SA Connect, our monthly newsletter sharing organisational updates, insights, and news;

- A Whole of Government Email, delivered in partnership with the Department of the Premier and Cabinet, reaching public sector employees across all agencies;
- A dedicated Event e-blast, highlighting upcoming opportunities for networking and learning; and
- A Professional Development e-blast, keeping members up to date with training programs and workshops.

Together, these communications ensure that members remain connected to our events, programs, and initiatives in a consistent and meaningful way.

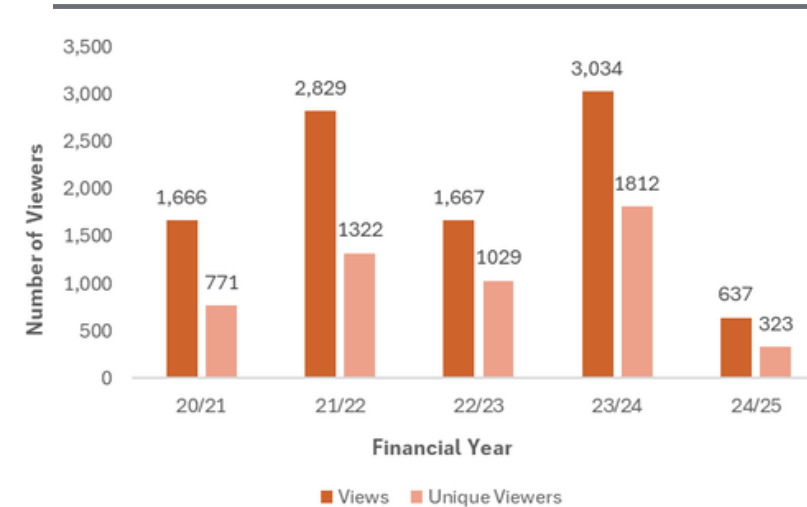
Video Platforms

Video remained a valuable tool for extending the reach of our events and thought leadership content. Across Vimeo and YouTube, IPAA SA recorded a combined 305 hours of watch time and 1751 total views.

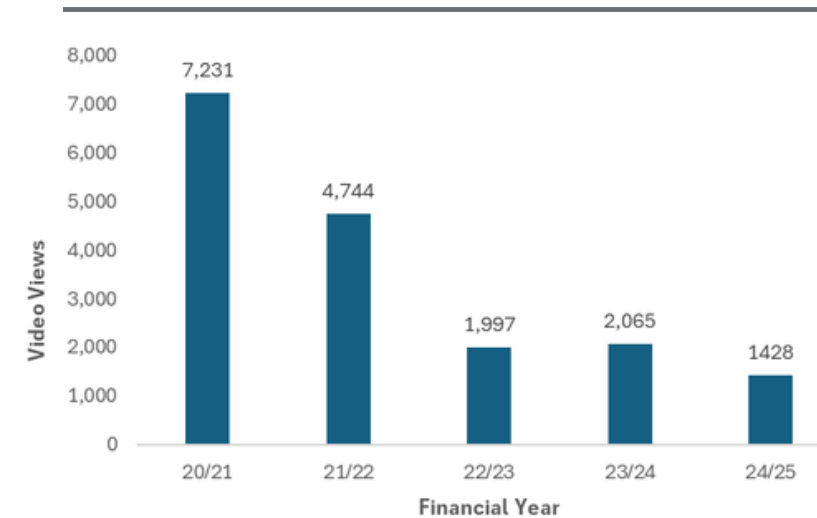
The most viewed video on the Vimeo platform this year was the Deputy Premier's Address to the Public Sector, which attracted strong engagement and interest from across government.

While total view counts dipped slightly compared to previous years, this reflected a natural shift as audiences increasingly preferred attending in-person events rather than viewing content online, a positive return to face-to-face connection and live engagement.

Vimeo Video Views & Unique Views



YouTube Video Views



Financials

Treasurer's 2024/25

Strong Financial Performance and Continued Growth

Total income for the year was up \$156,645 to \$2,640,748 compared to the previous year.

Revenue growth was largely derived from increases in the In Agency Programs \$117,979, Professional Development Management Income from the South Australian Leadership Academy (SALA) \$39,203 and interest from Term Deposit \$15,269. Although this growth was offset by a fall in Events and Workshops. Whilst professional development activities dominated the revenue growth, encouragingly other markers of performance such as interest revenue also increased in FY2025. The Professional Development Management service increased from \$81,139 to \$120,342, an increase of \$39,203.

Increased overall activity levels saw a corresponding increase in the variable costs that comprise our cost of sales with actual costs for FY2025 of \$1,168,155 up from \$1,101,921 for the previous year. In general this reflected increases in input costs, and increases in total salary costs in line with organisational growth.

The net effect of the above activities is net surplus for the year of \$45,059. Net assets, including cash, also increased throughout FY2025. Combined with a strong operating model, this will allow continued investment in growing the organisation. Finally, a significant feature of the continued financial strength of IPAA SA was the agreement with the Senior Leadership Committee (SLC) of the State Government for reduced rates on Professional Development programs and free access to key events for their staff covering the financial period 1 July 2024 to 30 June 2025. This agreement continues for 2025/2026.

Katherine Winton
IPAA SA Treasurer

INSTITUTE OF PUBLIC ADMINISTRATION AUSTRALIA - SA DIVISION

For the year ended 30 June 2025

Income Statement for the year ended 30 June 2025

	Note	30 June 2025	30 June 2024
INCOME:			
Partnerships	4	2,500	3,338
Professional Development and General Events & Forums	5	2,211,519	2,075,175
Membership	6	352,924	347,054
Other Income	7	73,805	58,536
Total Income		2,640,748	2,484,103
EXPENSES:			
Employee benefits		917,230	774,512
Supplies and services	8	370,035	223,508
Seminars and other functions	9	1,168,155	1,101,921
Depreciation and Amortisation	10 & 11	125,268	100,161
Interest Expense	11	15,001	9,696
Total Expenses		2,595,689	2,209,798
NET SURPLUS/(DEFICIT)		45,059	274,305

Statement of Financial Position as at 30 June 2025

	Note	30 June 2025	30 June 2024
CURRENT ASSETS:			
Cash		2,965,431	2,262,970
Receivables	18	604,266	694,102
Prepayments & Stock		22,649	15,422
Total Current Assets		3,592,346	2,972,494
NON-CURRENT ASSETS:			
Plant and equipment	10	37,292	13,009
Right of use assets	11	290,006	406,009
Total Non-Current Assets		327,298	419,018
Total Assets		3,919,644	3,391,512
CURRENT LIABILITIES:			
Payables	12	214,242	173,920
Contract liabilities	13	1,638,553	1,146,153
Provision for employee benefits	14	61,666	39,642
Lease liabilities - Right of use assets	16	115,658	106,276
Total Current Liabilities		2,030,119	1,465,991
NON-CURRENT LIABILITIES:			
Provision for employee benefits	14	93,327	58,724
Lease liabilities - Right of use assets	16	191,710	307,368
Total Non-Current Liabilities		285,037	366,092
Total Liabilities		2,315,156	1,832,083
NET ASSETS		1,604,488	1,559,429
EQUITY:			
Retained Earnings	15	1,604,488	1,559,429
TOTAL EQUITY		1,604,488	1,559,429

INSTITUTE OF PUBLIC ADMINISTRATION AUSTRALIA - SA DIVISION

For the year ended 30 June 2025

NOTES TO AND FORMING PART OF THE FINANCIAL STATEMENTS

1 Mission Statement

The Institute aims to enhance the reputation, integrity and capacity of the public sector, and to provide leadership in the development of a high quality, professional public sector in South Australia.

2 Significant Accounting Policies**(a) Statement of Compliance**

The Divisional Council has determined that the Institute is not a reporting entity.

The financial statements of the Institute are drawn up as special purpose financial statements, prepared in order to satisfy the financial reporting requirements of the *Associations Incorporation Act 1985*. The financial statements contain only those disclosures considered necessary by the Divisional Council to meet the needs of its members.

The accounts have been prepared in accordance with the requirements of the *Associations Incorporation Act 1985* and applicable Australian Accounting Standards, as follows:

AASB 101, *Presentation of Financial Statements*

AASB 108, *Accounting Policies, Changes in Accounting Estimates and Errors*

AASB 1048, *Interpretation of Standards*

AASB 1054, *Australian Additional Disclosures*

AASB 1058, *Income of Not-for-Profit Entities*

(b) Basis of Preparation

The preparation of the financial statement requires the use of certain accounting estimates and requires management to exercise its judgement in the process of applying the Institute's accounting policies. The areas involving a higher degree of judgement or where assumptions and estimates are significant to the financial statements, are outlined in the applicable Notes.

The Institute's Income Statement and Statement of Financial Position have been prepared on an accrual basis and are in accordance with historical cost convention. The financial statements have been prepared on a twelve month operating cycle and presented in Australian currency.

(c) Revenue Recognition

Individual membership subscription income is recognised on the date that membership commences.

Corporate membership subscription income is recognised on the date that the membership commences.

Receipts relating to periods beyond the current financial period are shown in the Statement of Financial Position as contract liabilities under the heading of Current Liabilities. Income from seminars and other functions is recognised upon the delivery of service to attendees. Interest revenue is recognised on a proportional basis taking in to account the interest rates applicable to the financial assets.

(d) Cash and cash equivalents

Cash and cash equivalents includes cash on hand and deposits held at call with bank.

(e) Receivables

Receivables are recorded at their recoverable value. At the end of each reporting period, the Institute reviews the extent of its receivables and a provision is raised in respect of any balance where recovery is considered doubtful.

(f) Plant and Equipment

Minor items of plant and equipment with a value of less than \$2,000 are generally expensed in the Income Statement at the time they are acquired. Plant and equipment, on acquisition, is deemed to be held at fair value.

(g) Depreciation of Plant and Equipment

Plant and equipment with an acquisition cost individually greater than \$2,000 is systematically depreciated using the straight line method of depreciation over their useful lives. This method is considered to reflect the consumption of their service potential.

Major depreciation periods are as follows:

Office equipment - PCs 3 years, Phone system 5 years

Furniture and Fittings - between 5 to 10 years.

INSTITUTE OF PUBLIC ADMINISTRATION AUSTRALIA - SA DIVISION

For the year ended 30 June 2025

(h) Employee Benefits

These benefits accrue for employees as a result of services provided up to the reporting date that remain unpaid. Short-term and long term benefits are measured at nominal amounts.

No provision has been made for sick leave as all sick leave is non-vesting and the average sick leave taken in future years by employees is estimated to be less than the annual entitlement of sick leave.

Salaries and annual leave

Liabilities for salaries and annual leave have been recognised as the amount unpaid at the reporting date. The liability for annual leave has been calculated at nominal amounts based on approved remuneration rates effective 01 July 2025. The annual leave liability is expected to be payable within twelve months.

Long service leave

The Institute recognised the long service leave for employees which the Institute believes will reach 7 years of service and become legally entitled to pro-rata long service leave.

On-costs

Employee benefit on-costs (Return to Work SA and superannuation) are recognised within the Provision for Employee Benefits.

Superannuation

Contributions are made by the Institute to a private sector superannuation scheme. These contributions are treated as an expense when they occur. There is no liability for payments to beneficiaries as they have been assumed by the superannuation scheme.

(i) Income tax - Not-for-profit self-assessment

The Institute is a registered not-for-profit organisation and is exempt from income tax.

In accordance with the new self-assessment requirements that were introduced from 1 July 2023, the Divisional Council has undertaken a review of its operations and financial activities to ensure compliance with the income tax exemption criteria. This review included an assessment of the organisation's purpose, governing documents, activities, and financial transactions. Based on the review, the Divisional Council confirms that the organisation remains eligible for income tax exemption under Section 50-5 of the Income Tax Assessment Act 1997. The Divisional Council will continue to monitor the organisations activities and review its status annually to ensure ongoing compliance with the income tax exemption requirements.

3 Financial Risk Management

The Institute has no significant concentration of credit risk. The Institute has policies and procedures in place to ensure that transactions occur with customers with appropriate credit history.

In relation to liquidity / funding risk, the continued existence of the Institute in its present form is dependent on its ability to attract members and attendees to seminars and other functions in order to provide an adequate cash inflow for the Institute's operations.

4 Partnerships

Platinum/Gold/Bronze Partnerships

	30 June 2025	30 June 2024
	\$	\$
	2,500	3,338
	<u>2,500</u>	<u>3,338</u>

5 Professional Development and General Events & Forums

Professional Development
Professional Development Management SALA
Professional Development In Agencies
General Events & Forums

	1,605,561	1,612,255
	120,342	81,139
	371,963	253,984
	113,653	127,797
	<u>2,211,519</u>	<u>2,075,175</u>

6 Membership

Corporate Membership
Individual Membership

	345,636	333,984
	7,288	13,070
	<u>352,924</u>	<u>347,054</u>

INSTITUTE OF PUBLIC ADMINISTRATION AUSTRALIA - SA DIVISION

For the year ended 30 June 2025

7 Other Income

	30 June 2025	30 June 2024
Interest	73,805	57,534
Miscellaneous Income	-	1,002
	<u>73,805</u>	<u>58,536</u>

8 Supplies and Services

Administration Costs	79,404	71,579
IT Costs	25,160	25,102
National Levy (Capitation)	12,249	12,249
Telephone	10,834	9,561
Marketing	27,315	33,915
Equipment Purchases	26,211	17,760
AJPA	5,812	5,812
Equipment Leases	5,064	5,064
Bank Charges	8,057	6,798
Rental of Premises	27,292	25,470
Postage	5,163	2,867
Staff Training	6,567	6,650
Divisional Council	-	311
Fitout/Renovation costs	128,450	-
Parking	2,457	370
	<u>370,035</u>	<u>223,508</u>

9 Seminars & Other Functions

Speakers Fees	848,341	811,131
Catering	145,897	120,074
Venue Costs	74,451	84,474
Printing	55,590	45,313
Equipment Hire	21,577	31,660
Accommodation & Transport	791	3,366
Publicity, Marketing & Other	21,508	5,903
	<u>1,168,155</u>	<u>1,101,921</u>

10 Plant and Equipment**Gross Carrying Amount**

Balance at start of period	38,125	32,671
Year end adjustment	-	-
Additions	33,548	5,454
Disposals	-	-
Balance at end of period	<u>71,673</u>	<u>38,125</u>

Accumulated Depreciation

Balance at start of period	25,116	17,486
Year end adjustment	-	-
Depreciation Expense	9,265	7,630
Balance at end of period	<u>34,381</u>	<u>25,116</u>

Net Book Value at end of period

	<u>37,292</u>	<u>13,009</u>
--	---------------	---------------

The year end adjustment relates to the write off of fully depreciated assets which are no longer held by the Institute.

INSTITUTE OF PUBLIC ADMINISTRATION AUSTRALIA - SA DIVISION

For the year ended 30 June 2025

11 Right of Use Assets

The Institute's lease portfolio includes leasehold building. The lease has a lease term of 4 years.

The option to extend for a term of 2 years or terminate are contained in the property leases of the Institute. These clauses provide the Institute opportunities to manage leases in order to align with its strategies. The extension options or termination options which were probable to be exercised have been included in the calculation of the Right of Use Asset.

The incremental borrowing rate used is 4.1%. This is based on the RBA borrowing rate at 1 January 2024 showing an average business loan rate of 3.7% and applying a 1.5% risk margin on top.

The lease is measured at cost in accordance with the Institute's accounting policy as outlined in Note 2.

AASB 16 related amounts recognised in the balance sheet

	30 June 2025	30 June 2024
Right of use assets		
	\$	\$
Leased premises	464,010	464,010
Adjustment to opening balance	-	-
Accumulated depreciation	(174,004)	(58,001)
Total right of use asset	<u>290,006</u>	<u>406,009</u>

Movement in carrying amounts

Opening Balance	406,009	34,530
Leased premises	-	464,010
Depreciation expenses	(116,003)	(92,531)
Net carrying amount	<u>290,006</u>	<u>406,009</u>

AASB 16 related amounts recognised in the statement of comprehensive income

Depreciation expense	116,003	92,531
Interest expense	15,001	9,696
	<u>131,004</u>	<u>102,227</u>

12 Payables

Creditors	96,006	100,550
GST Liability	69,918	39,666
Salaries Payable	3,655	-
PAYG Liability	16,962	12,493
Return to Work SA	28	-
Superannuation Payable	27,673	21,211
	<u>214,242</u>	<u>173,920</u>

Interest Rate and Liquidity Risk

Creditors are raised for all amounts billed but unpaid. Creditors are usually paid within 30 days. Employment on-costs are settled when the respective employee benefit is discharged. All payables are non-interest bearing. The carrying amount of payables approximates net fair value.

13 Contract liabilities

Contract liabilities relate to monies received in advance for goods and services, for which revenue is recognised when the goods and services are provided. It includes amounts invoiced in relation to Professional Development, General Events and Membership which relate to future periods. In the prior year this balance was classified as Revenue Received in Advance.

The revenue is expected to be recognised in the year 2025/26.

Prepaid Revenue totalling \$1,140,213 was recognised in 2024/25 that was included in contract liabilities at 30 June 2024.

Contract liabilities	<u>1,638,553</u>	<u>1,146,153</u>
	<u>1,638,553</u>	<u>1,146,153</u>

INSTITUTE OF PUBLIC ADMINISTRATION AUSTRALIA - SA DIVISION

For the year ended 30 June 2025

14 Provision for Employee Benefits**Current**

	30 June 2025	30 June 2024
	\$	\$
Annual Leave	54,717	35,327
Employment On-costs - Superannuation	6,566	4,063
Employment On-costs - Return to Work SA	383	252
	<u>61,666</u>	<u>39,642</u>

Non-Current

Long Service Leave	82,811	52,333
Employment On-costs - Superannuation	9,937	6,018
Employment On-costs - Return to Work SA	579	373
	<u>93,327</u>	<u>58,724</u>

Total

	<u>154,993</u>	<u>98,366</u>
--	----------------	---------------

15 Retained Earnings

Balance at start of period	1,559,429	1,285,124
Net Result (as per Statement of Comprehensive Income)	45,059	274,305
Balance at end of period	<u>1,604,488</u>	<u>1,559,429</u>

16 Lease Liabilities**Current**

Lease liability - Right of use asset	<u>115,658</u>	<u>106,276</u>
--------------------------------------	----------------	----------------

Non-Current

Lease liability - Right of use asset	<u>191,710</u>	<u>307,368</u>
--------------------------------------	----------------	----------------

Total

	<u>307,368</u>	<u>413,644</u>
--	----------------	----------------

17 Contingent Assets and Liabilities

There are no known contingent assets and liabilities as at 30 June 2025.

18 Receivables**Interest Rate and Credit Risk**

Receivables are raised for all goods and services provided for which payment has not been received. Receivables are normally settled within 30 days. Debtors are non-interest bearing. It is not anticipated that counterparties will fail to discharge their obligations.

The carrying amount of receivables approximates net fair value due. In addition, there is no concentration of credit risk.

Receivables	571,198	693,773
Accrued income/Interest Receivable	33,068	329
	<u>604,266</u>	<u>694,102</u>

INSTITUTE OF PUBLIC ADMINISTRATION AUSTRALIA - SA DIVISION

For the year ended 30 June 2025

19	Maturity Analysis	Category of financial asset and financial liability	Statement of Financial Position line item	Note	2025 Contractual maturities			2024 Carrying amount/ fair value
					2025 Carrying amount/ fair value	Within 1 year	1-5 years	
Financial assets at amortised cost								
	Cash	Assets			2,965,431	2,965,431	-	2,262,970
	Receivables	Assets	18	604,266	604,266	-	-	694,102
	Total financial assets			3,569,697	3,569,697	-	-	2,957,072
Financial liabilities at amortised cost								
	Contract liabilities	Liabilities	13	1,638,553	1,638,553	-	-	1,146,153
	Lease liabilities	Lease Liabilities	16	307,368	115,658	191,710	-	413,644
	Total financial liabilities			1,945,921	1,754,211	191,710	-	1,559,797

INSTITUTE OF PUBLIC ADMINISTRATION AUSTRALIA - SA DIVISION

For the year ended 30 June 2025

STATEMENT BY RESPONSIBLE OFFICE BEARERS

We certify that the above Financial Statements represent, to the best of our knowledge and belief, an accurate account of the affairs of IPAA SA Division Inc for the year 1 July 2024 to 30 June 2025 and the position at that date.

There are reasonable grounds to believe that Institute of Public Administration Australia South Australian Division Inc will be able to pay its debts as and when they fall due.



Erma Ranieri (President)

17/11/2025

Date



Renae Haese (Executive Director)

...17/11/25.....

Date

